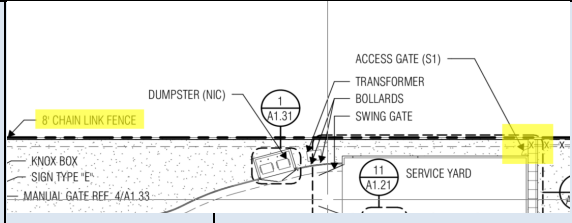
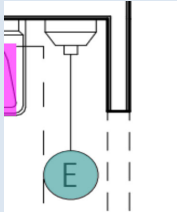
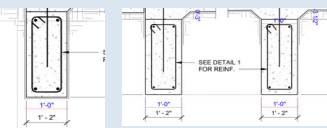


PRE-CONSTRUCTION RFI LOG

PROJECT	Waller ISD - ES #6
ARCHITECT	VLK Architects
JOB #	22/754
DATE	2/23/23
	2/27/23
	2/28/23

No.	Discipline	Description	Drawing Sheet	Specification Section	Date Submitted	Response Date	Response
G	General						
	Chainlink fence	8' Chainlink fence behind the service yard, stops where we have the gate, but there's a note above the Knox box and the Sign type E, calling for 8' chainlink fence. Is this an error, or does the chainlink continue behind the service yard and the administration parking lot?	A1.11				Note will be removed in Addendum No.2
C	Civil						
L	Landscaping						
A	Architectural						
1	Marquee Sign	Question from the Sub: Is the logo and lettering in the marquee sign, sandblasted?			02/22/23		Addendum No.2 will include revision to 2/A1.32. Aluminum face sign with vinyl applied graphics.
2	Marquee Sign	Question from the Sub: There is a new outdoor marquee in the drawings, but could not locate the specification			02/22/23		Please see spec section 10 14 00 -3 for the Marquee Sign
3	Drywall	Question fromSub: Motor Labs 305 & 307 (A2.11C) indicate an Overhead Lift. S2.33 notes (CFMF Engineer to design stud wall below to support Overhead lift) and references detail 10S6.05 The information provided does not offer a clear direction on what is required, can you please provide additional section with more information			02/23/23		The stud wall should include a light gauge header for the overhead lift support based on the requirements of the overhead lift manufacture selected.
4	Kitchen flooring	Question from Sub: The spec (section 09 6723, under section 2.1 B) for kitchen flooring does not indicate the type of floor to be installed, only the manufacturer (Sherwin Williams). Can you please clarify.		09 67 23	02/23/23		Updated in Addendum 2. Please reference sheet A9.01
5	Aluminum lettering	Question from Sub: Can you please provide the dimensions of the EXT Aluminum letters on pg. 1/A3.03.	1/A3.03		02/23/23		Updated in addendum2 to be: 14" CAST ALUMINUM LETTERS
6	Signage	Question from Sub:There are no callouts for the MAX Occupancy Signs, how many for each school is needed?	2/A7.32		02/23/23		Revised in Addendum N0.2 to include 5 total for each school

No.	Discipline	Description	Drawing Sheet	Specification Section	Date Submitted	Response Date	Response
7	Furniture	Specification Section 12 56 51 – Library Furniture and Equipment Part 2 – PRODUCTS (Page 1) 2.1 PRODUCT/MANUFACTURER A. Lists Chairs to be by Jasper Chair Company Part 2 – PRODUCTS 2.2 MATERIALS G. Chairs 1. Library Chairs The specification does not have a model number for the desired chair. Jasper Chair has a chair similar to the specifications (Please see 2 options in the link below). https://jasperchair.com/product/taylor/776ub-sb-18 https://jasperchair.com/product/taylor/173ub-18		12 56 51	02/23/23		Both chairs meet the descriptive specifications
8	Signage	The exterior signs don't have any call outs other than aluminum letters. Please clarify what type of finish or color is required	A1.32		02/24/23		Additional information will be included in Addendum 2 for the cast aluminum letters. Please reference section 10 14 00 in the project manual.
9	Doors	Question from Sub: Pocket doors are specified in this project, but none were found in the plans. Can you please clarify if these will be needed.	A7.01		02/27/23		The pocket door should be a part of the operable partition as the specifications call out.
10	Doors	Question from Sub: Can you confirm if wall 601D will be a solid folding partition as called out on door schedule A7.01 or a NanaWall . S2.04 foundation plan calls for a recessed groove slab for NanaWall in this area.	S2.04		02/27/23		The recessed groove in the slab for door 601D will be removed in Addendum No.2 as it is not needed in the LGI.
11	Doors	Question from Sub: The pocket width for the gym/cafeteria is only 48" wide and requires more operational space due to it being electrical. The minimum pocket dimension without pocket doors is (w) 61 ½" (d) 95" w/pocket doors (w) 66 ½" (d) 102 7/8". Please clarify.	A2.11E		02/27/23		Update in Addendum No.2 to widen the pocket width.
12	Ceilings	Question from Sub: Division 95100 indicates AC01, ACT02, and ACT04 ceiling tile. The RCP does not designate ACT04 anywhere except the Kitchen office E117 which is not a sound sensitive room.. It has an ACT03 at the Stage which is not in the spec. Please clarify ceiling type for ACT03 and where ACT04 occurs at. Will a finish schedule be released by an Addendum indicating the locations of each ceiling type?	A6.11A, A6.11B, A6.11C, A6.11D, A6.11E	95100	02/28/23		ACT 04 is correctly noted to be installed in Office 717. ACT-03 will be updated in Addendum No. 2
13	Ceilings	Question from Sub: Division 95100 paragraph 2.1.E indicates 4" and 8" Axiom. A6.31 only indicate 4" Axiom. Please clarify.		95100	02/28/23		Axiom will be removed in it's entirety
14	Stage curtain	Question from Sub: Detail 6/A6.32 indicates to be at sage curtains, but is drawn in drywall ceiling. 7/A4.12 indicates ceilings continuous at Stage with no axiom, but does indicate a break in the drywall ceiling. Please clarify location of detail 6/A6.31.	A/A6.32, 7/A4.12		02/28/23		I believe the reference sheet A6.32 should be A6.31. Detail 6/A6.31 will be removed.
15	Ceilings	Question from Sub: Where does detail 7/A6.31 occur at? It is not indicated on the RCP.	7/A6.31		02/28/23		Not needed; removed
16	Metal ceiling	Question from Sub: Division 95423 indicates linear metal ceilings to be exterior and unperforated. The RCP indicates ceilings to be on the interior. Does the linear metal occur at the exterior, and will it be unperforated at the interior?		95423	02/28/23		Please reference RCP sheets A6.11A-E for locations of interior linear metal ceiling (LMC-01) vs exterior perforated metal soffit (MS) locations.
17	Metal ceiling	Question from Sub: Division 95423 indicates the linear metal to be Effects Maple color, A6901 has Effects Ginger please clarify.		95423	02/28/23		Finish plans have been revised and updated in Addendum No.2 . Please reference sheet A9.01
18	Roller Shades	Question from Sub: Is there a detail showing how these shades will be mounted? In the spec's it is calling for pockets, but I see no detail showing this. Please clarify		12 24 13	02/28/23		This has be included in Addendum No.2 Ref: 4/A7.31
19	Aluminum ship ladder	Substitution form sent in a separate email: 055000 Aluminum Ships Ladder			02/28/23		Substitution has been approved. Please note to PROVIDE HANDRAIL EXTENSIONS CONFIGURED TO ROOF HATCH REQUIREMENTS

No.	Discipline	Description	Drawing Sheet	Specification Section	Date Submitted	Response Date	Response
20	Louvers	Substitution form sent in a separate email: 089100 Louvers			02/28/23		Substitution has been approved. Please note to ENSURE LOUVER MEETS ALL FREE AIR REQUIREMENTS IN SIZES NOTED ON MECHANICAL DRAWINGS
21	Exterior grilles and screen	Substitution form sent in a separate email: 108213 Exterior Grilles & Screens			02/28/23		Substitution has been approved.
22	Corner Guards	Substitution form sent in a separate email: 102600 Corner Guards			02/28/23		Substitution has been approved with the exclusion of surface mount..
23	Metal ceilings	Substitution form sent in a separate email: 09 54 23 - Linear Metal Ceilings			02/28/23		Substitution has been approved.
24	Ceramic tile	T-04 Tile, Ceramic - Restroom Accent 09 30 00 Trinity Eve Wall Suede 4" x 12" x 8mm- please provide location in RR Elevations.		09 30 00	02/28/23		Please reference the Interior Elevation sheets as well as the Material Finish Schedule in Addendum No.2
25	Porcelain tile	Entry Tile, Porcelain - Main Entry 09 30 00 Trinity Sidereal Sand 12" x 48" x 11.3mm- please provide location not shown plans.		09 30 00	02/28/23		Finish plans and Interior Elevations sheet have been revised and updated in Addendum No.2.
26	Wall Tile	Food service #713 shows tile as per detail 5/A3.22 tile by "Tile Bar 8" x 8" Cand we get series and color.	5/A3.22		02/28/23		Finish plans have been revised and updated in Addendum No.2. The Serving Line tile is noted ast T-07, Tile bar, Brando Blue, 8" x 8"x8.5mm
27	Floor Tile	School #7 refer to Linoleum Sheet and School #6 refers to Linoleum Tile, RF-4 and RF-5 are not shown plans. Please clarify if this is a mistake or if the flooring is different for each school			02/28/23		Finish plans have been revised and updated in Addendum No.2
28	Marquee Sign	Please Advise School Name and Address for Aluminum Sign. Please advise if it is aluminum letters. as well as double sided?	A1.32		02/28/23		See response to RF1 1; Address is noted on 2/A1.32; School name has not been officially announced.
29	Signage	Question from Sub: Could you confirm what size the dimensional letters should be for the exterior sign?	1/A3.03		03/03/23		See response to RF1 8
30	Toilet accessories	Question from Sub: In regard to the Student Gang Restrooms on both projects, there looks to be Hand Dryers drawn, however they are labeled "E" Towel Dispensers, which type of accessory do we quote?	A2.31		03/03/23		Update will be provided in Addendum No.2. All student restrooms (Group restrooms) will include electric hand dryers.
31	Window	Can you please specify where Window type CAG is located? We can see it in the window schedule but not in the plans or elevations.	A7.22		03/03/23		Reference 3/A2.14, 10/A4.12, A7.22. Addendum no. 2 will include update to 4/A3.03
32	AED	Plans call for AED but Specs don't specify if these will be provided/installed by owner or GC. Please clarify.	A2.11A-A2.11E	10 99 00	03/03/23		Reference spec section 10 99 00 -1; section 2.1 Materials; C. for the semi recess cabinet. Floor plans sheets A2.11A-E show cabinet locations. Addendum No.2 will note that AED's unit will be O.F.O.I.
S	Structural						
1	Footings	Question from Sub: What kind of footing will be required for the site traffic signs in Sheet A1.32, detail 10	A1.32, Detail 10		02/22/23		Reference Spec section 12 93 00 -1; 2.1 Matererals A. Site Signs; 4 Posts; & 5. Concrete
2	Footings	Question from Sub: Size for the footings of the EXT site directional signs.	A1.32		02/23/23		Reference RF1 60
3	Grade beams	Some grade beam details don't match with the dimension shown in the plans. The detail shows 1'-2" but when scaled, the pier dimension is 1'-0". Which should be the correct dimension?	S3.03		02/23/23		Updated in Addendum 2 , 1'-2" grade beam

No.	Discipline	Description	Drawing Sheet	Specification Section	Date Submitted	Response Date	Response
4	Concrete curb	Area there concrete curbs in the bathrooms?			02/28/23		Addendum No. 2 will include concrete curbs in all restrooms and janitor closets.
5	Pipe stands	Question from Sub: Do you have a detail for the pipe stands called out on note 17 on M3.04? Will they involve concrete? Also, are there any curb under bathroom walls? If so, where are you finding detail?	M3.04		03/03/23		Reference sheet A2.31 in Addendum 2 for locations of concrete curbs and the details
M	Mechanical						
E	Electrical						
1	Emergency fixtures	Question from Sub: Do emergency fixtures need battery backups? There aren't notes under the fixture schedule specifying			02/23/23		The project includes a life safety generator. The fixture schedule calls for battery packs where required.
2	Electrical Panel	Question from Sub: The electrical panels LB2 and LC2 that are part of the Electrical One-Line Diagram are not found in the Electrical Panel Schedules. Please provide information.	E6.01		02/28/23		Electrical panels LB2 and LC2 are 100A MLO panels. The schedules will be provided as part of Addendum 2.
3	Lighting	Question from Sub: There is a light fixture indicated as P6 type, almost at the intersection of axis lines J-8, which is not included in the lighting fixture schedule. Please provide	E2.03		02/28/23		This will be clarified as part of Addendum 2.
4	Lighting	Question from Sub: There are two light fixtures indicated as OD type at the entrance of the building, almost at the intersection of axis lines P6-11, which are not included in the lighting fixture schedule. Please provide information	E2.04		02/28/23		This will be clarified as part of Addendum 2.
5							
P	Plumbing						
MEP	MEP Site						
LV	Low Voltage						
U	Utilities						
F	Fire safety						
1	Controls	Question from Sub: Spec section: 2.3 Gymnasium, are showing JBL Control 328C/T which are typically made for areas with ceiling grides and not open ceilings. Please clarify.			03/03/23		This will be clarified as part of Addendum 2.
2	Subwoofer	Question from Sub: Drawings: T2.06 Gymnasium, are showing a subwoofer to be installed, but in spec section 27 51 23 does not talk about or show what brand or model that they want installed. Please clarify.		27 51 23	03/03/23		This will be clarified as part of Addendum 2.